



# **FLOSS**

MANUALS

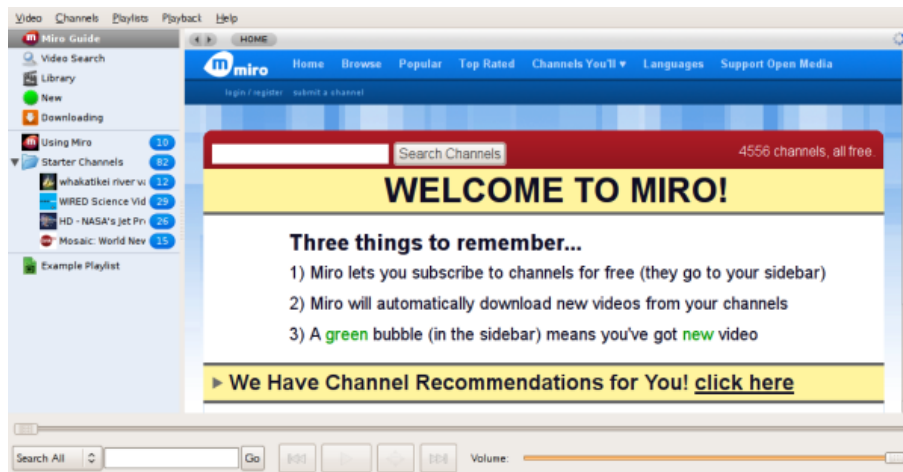
# Table of Contents

<b>Miro.....</b>	<b>1</b>
<b>Windows Installation.....</b>	<b>2</b>
<b>Subscribe to Video Podcasts.....</b>	<b>5</b>
<b>Viewing Video from a Channel.....</b>	<b>7</b>
<b>Playing video full screen.....</b>	<b>9</b>
<b>Automatic Downloads.....</b>	<b>10</b>
<b>Keeping Files.....</b>	<b>11</b>
<b>Finding Files.....</b>	<b>12</b>
Windows.....	12
Ubuntu.....	12
<b>License.....</b>	<b>15</b>
<b>Authors.....</b>	<b>16</b>
<b>General Public License.....</b>	<b>18</b>

# Miro

Miro is a media player which enables you to :

- Subscribe and manage podcasts
- Play video files (Quicktime, WMV, MPEG, AVI, XVID, OGG and more)
- Play audio files
- Choose to download content from a variety of free channels
- Save YouTube videos
- Manage bittorrent downloads



Miro works on **MacOSX**, **Linux**, and **Windows**.

# Windows Installation

**Software name :** Miro

**Homepage :** <http://www.getmiro.com/>

**Software version used for this installation :** 0.9.8.1

**Operating System use for this installation :** Microsoft Windows (XP)

**Recommended Hardware :** 200 MHz processor (CPU) minimum

Go to the home page for **Miro** (<http://www.getmiro.com>) and the page should recognise your operating system and offer you to the relevant download option in the green download box.

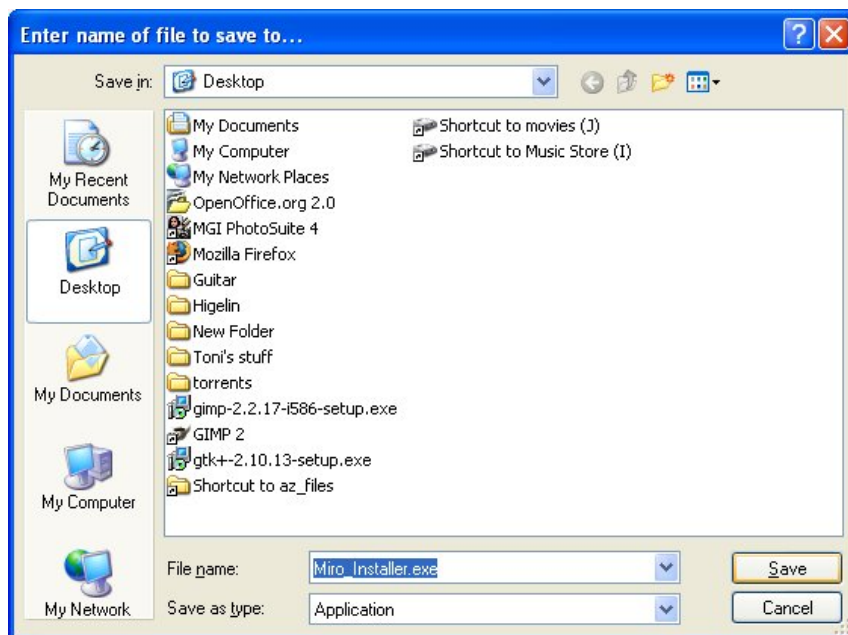


If this is not the correct version - i.e. if you are using a **Windows** and it suggests a download for **Mac**, you can select the download tab in the top menu.

Otherwise, if it is the right version click on the green box and you will be asked to download Miro :



You will be offered to save the file on your computer (or your browser may be set up to download it automatically to your Desktop or a folder you have chosen). If you are presented with the above window then clicking "Save File" will lead you to a file browser.



Choose a location to download your Miro install file to and press "Save". When the file has been downloaded you must browse to where the file has been downloaded and double-click on it. This will cause an installer window to appear :



As displayed in the above screen you must first choose the language from a list of 15 or so that you want to use for the application menus and messages. Choose your language and press "OK"

The following steps are quite easy, try this :

1. Click "Next" when you see "Welcome to the Miro" Set up page
2. Click "I agree" on the license page if you are happy with the licence. It is a GNU GPL licence.
3. Then you will see a window asking you to Select Components. If you are unsure about this box leave it as it is and click "Next".
4. The next screen is where you choose the install location. Leave this as it is if you have no strong preference and click "Next"
5. Again for Start Menu options - leave this as it is if you have no strong preference and click "Next"

# Subscribe to Video Podcasts

This details how to subscribe to a **Video Channel** from an RSS feed you've got from a video sharing site or video blog.

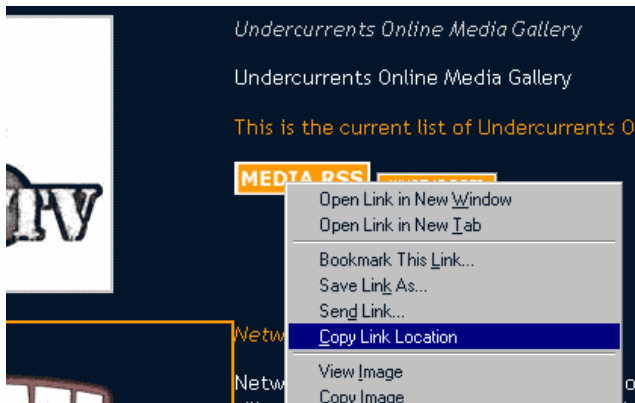
To do this we first need to use a browser and open a site that has a video podcast available. We then need to find out the web address ('URL') of the video podcast / channel. Technically, this is channel called an **RSS feed**. You find RSS feeds on **Video Blogs** or news sites. They are normally identified by a graphic which links to a text file. Some sites might refer to it as a 'vodcast'.

The image associated with the channel could be anything. There has been an attempt to standardise the icons related to 'RSS feeds' and it has been somewhat succesful. For example if you see an image like this it indicates an RSS Feed:



However there are no rules and any link or image might be used.

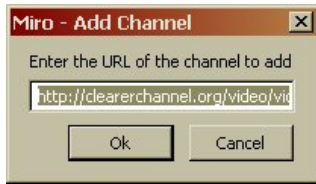
Once you have found the link we need to **Right Click** ( **Ctrl + Click** on Mac) on it and choose 'Copy Link Location' or 'Copy Shortcut'. This will copy the URL into the computer's memory or 'clipboard'.



Now we have the URL of the Channel 'in memory' we can return to Miro and copy this information to Miro. To do this Select **Channels > Add Channel** from the Miro menu as shown below :



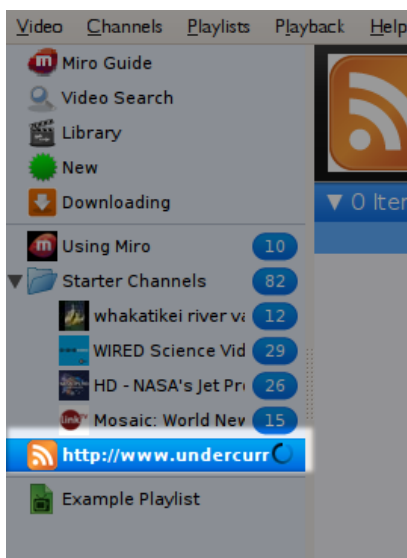
When the **Add Channel** box appears, you may see the URL of the channel already in it.



This is because Miro knows that if there is something in the memory of your computer. When you open this box Miro guesses that what is in memory is probably the URL of a channel. If it doesn't appear then try pressing (**Alt + v**) or (**Apple + v** on a Mac) to 'paste' the address of the channel into the box.

Click **Ok** when you have done this.

Miro will then add the channel to the menu on the left :



Miro then will automatically start updating the list of videos available through this channel. This may take some time depending on how much content is available on the new channel and how fast/slow your internet connection is.



# Viewing Video from a Channel

You can watch video from **Miro's** channels directly from within Miro. Lets look at how to view a video from the 'Wired Science Channel' (it is one of the default channels in Miro when you first install it).

If you open Miro you will notice on the left is a list of channels :

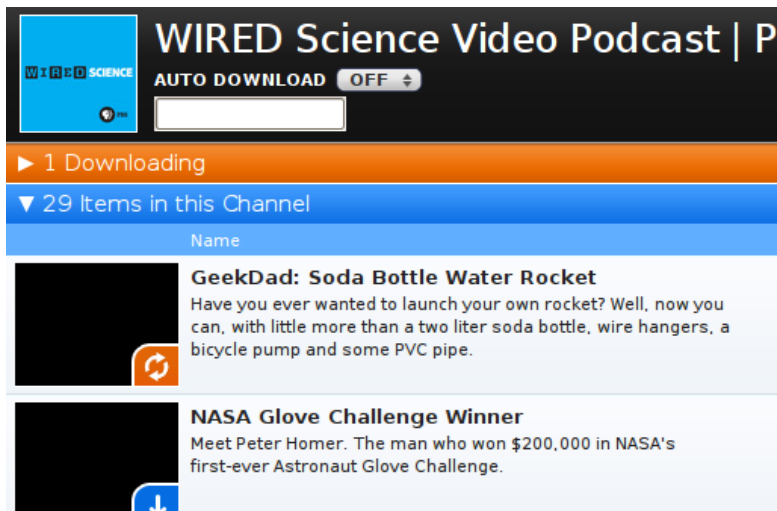


You can click on a channel on the left of the screen and the information about that channel will open in the main window. We will choose 'Wired Science' :

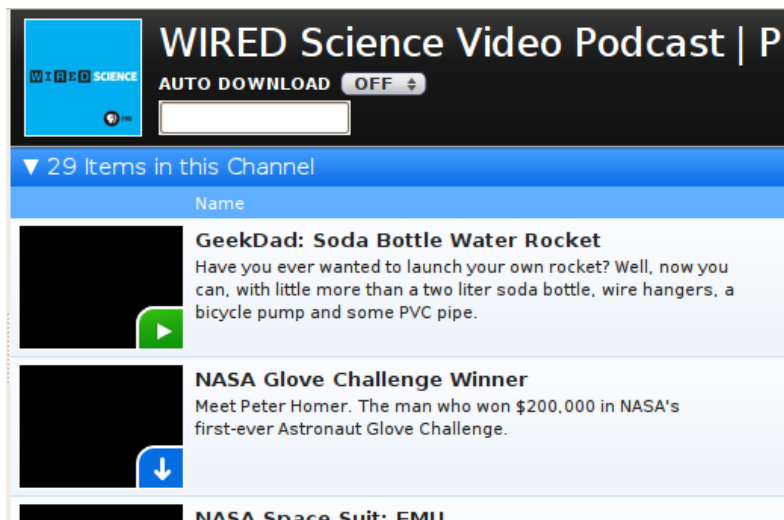


Miro will automatically update the videos available on the channel and display this information on the right. The videos displayed with blue arrows haven't been downloaded yet.


You can click on the image or the film or the screenshot to start downloading and the icons will change :



When the film has been downloaded the icon will become green :

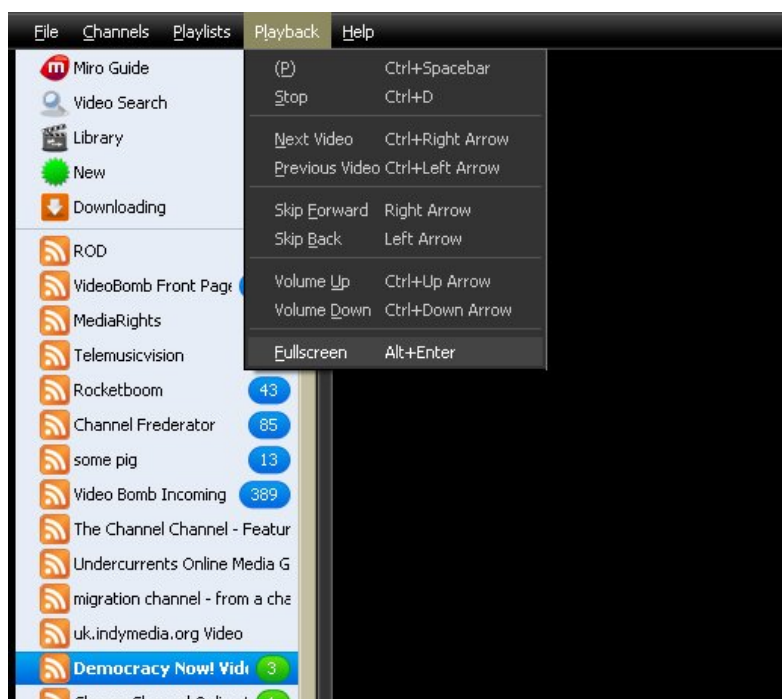


You can click on the green icon and it will start to play in the window :

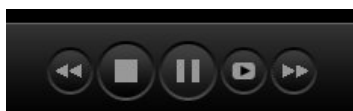


# Playing video full screen

You may wish to view a video full screen. If so you can either select **Playback > Fullscreen** from the main menu. Or you can press **Alt + Enter** on the keyboard.



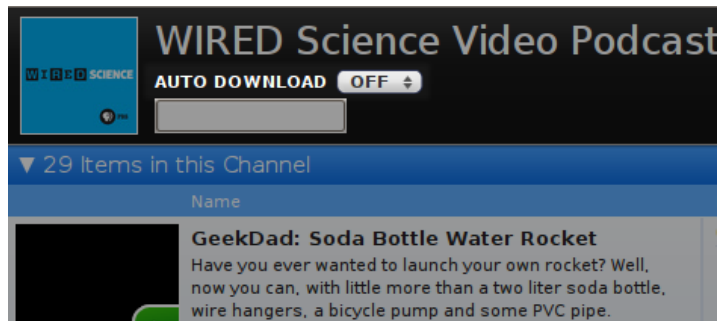
Or you can click on the Button to the right of the Play / Pause button.



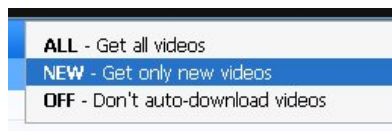
To exit Fullscreen you can press **Alt + Enter** or the **escape** key on your keyboard.

# Automatic Downloads

If you decide you like a channel in **Miro** you can set up Miro to automatically download any new videos that gets published on that channel. In the below image you can see that the **AUTO DOWNLOAD** is turned off :



If you click on the button ('OFF') you get three choices :



Choosing '**ALL**' will download all the videos in a channel.

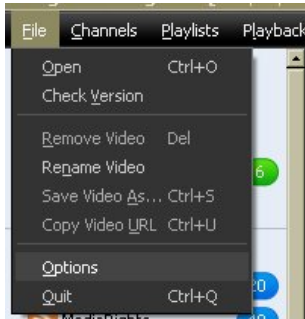
Choosing '**New**' will get new videos published when ever you start Miro or when you ask Miro to check for new videos.

Choosing '**OFF**' lets you decide which videos you want to do download.

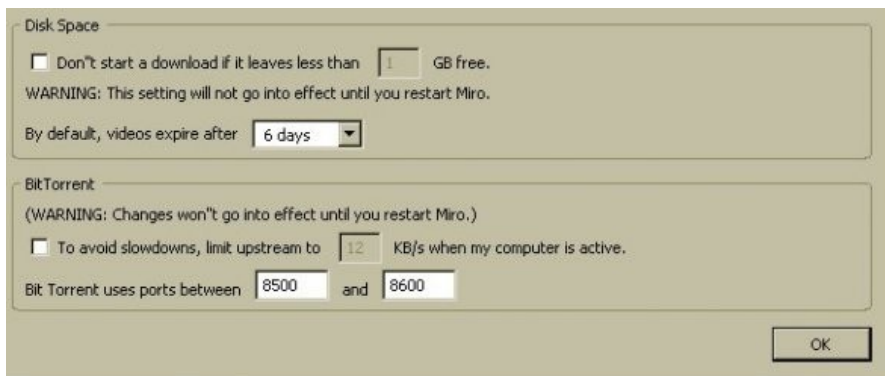
# Keeping Files

**Miro** will delete downloaded video files automatically. To keep your video(s) you must specifically tell Miro not to delete them by clicking on the 'KEEP' button after you have watched the video.

To set how long you want to leave videos before they get deleted, select **File > Options**.



You will see the options about this listed in the window under 'Disk Space'.

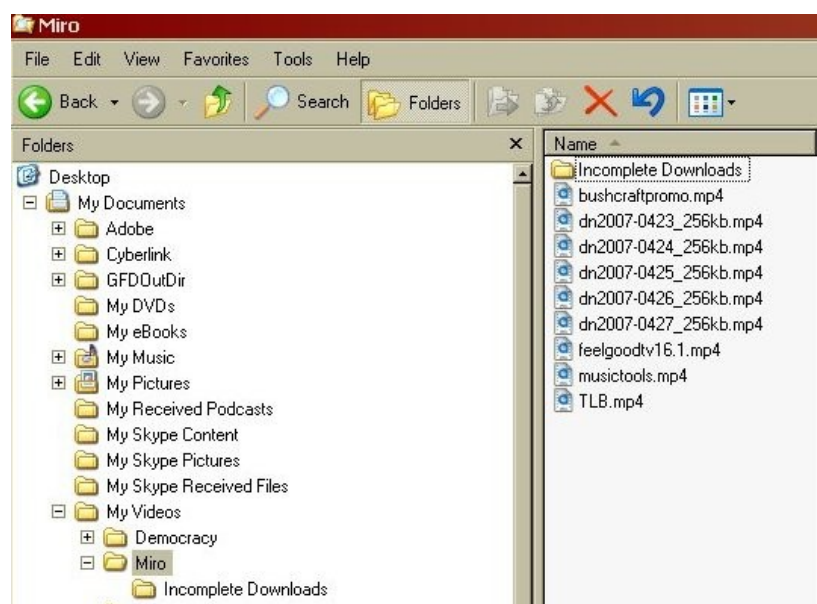


# Finding Files

If you want to use one of the files you downloaded to put onto **CD**, **iPod** or turn into a **DVD**, you need to know where **Miro** stores the files it downloads.

## Windows

On **Microsoft Windows** Miro stores videos inside the 'My Videos' folder. To access them open **Windows Explorer** and browse to 'C:\My Documents\My Videos\Miro'

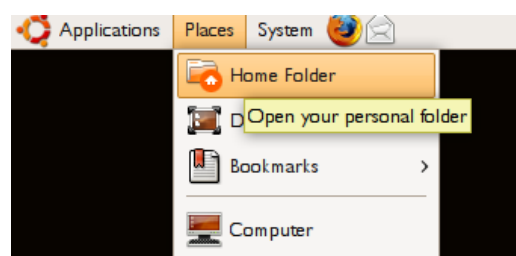


## Ubuntu

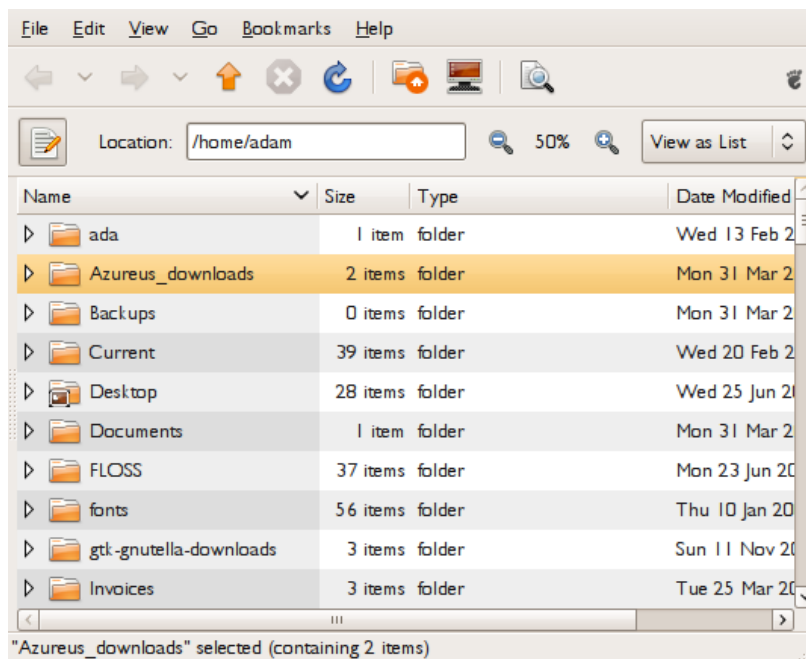
It is a little trickier to find the files under **Ubuntu**. The files are stored in your 'home folder' in a directory called '.miro'

Sound easy? Well...maybe except that Ubuntu does not show you directories that start with a point ('.') unless you first enable this. Ubuntu works like this because it stores a lot of configuration files for softwares in this kind of directory and it thinks you probably don't want to see hundreds and hundreds of folders like this everytime you look at your home directory.

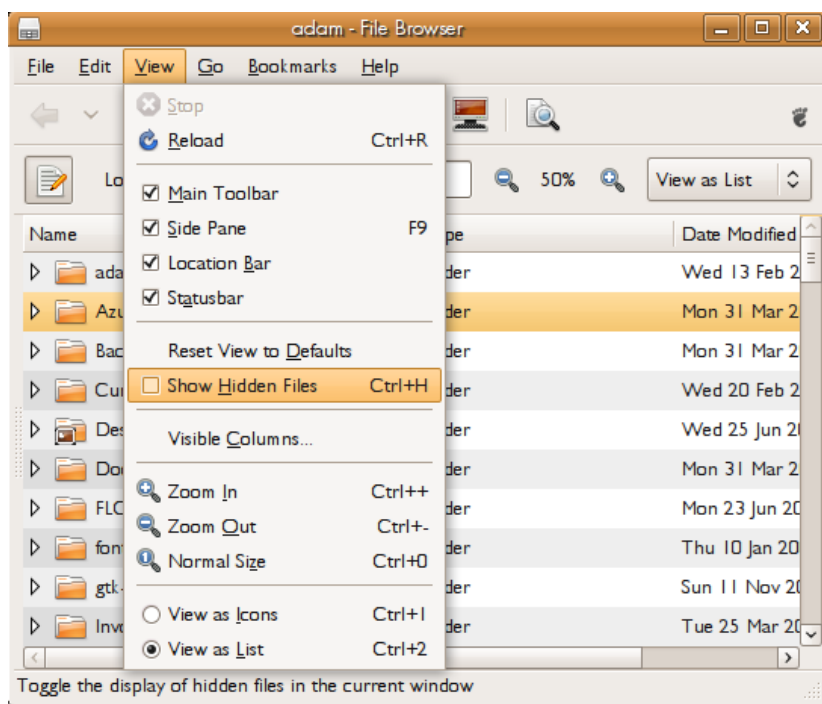
So how do you then find the Miro files. Ok...first click on 'Places' from the top menu bar of your Desktop and choose 'Home Folder' :



This will pop open a file browser :

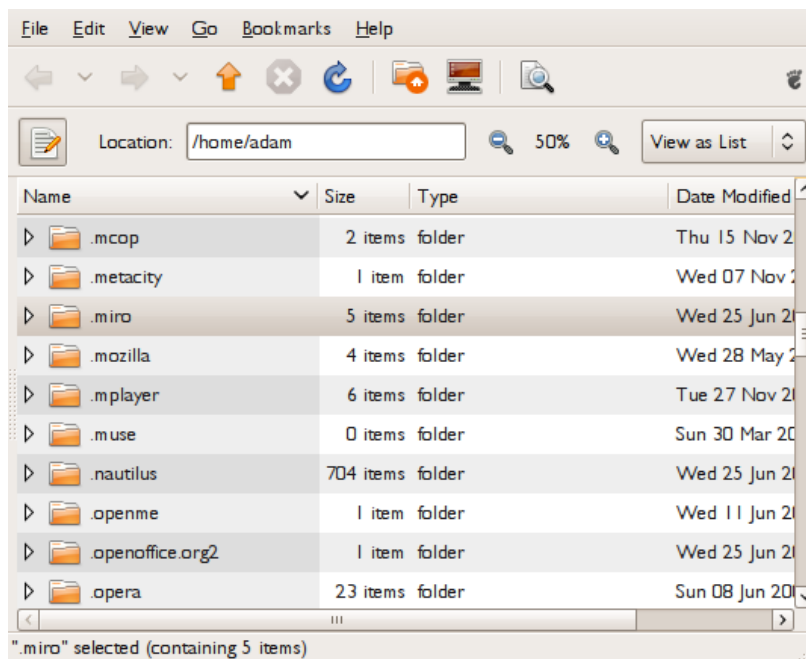


Now click on 'View' and choose 'Show Hidden Files' :

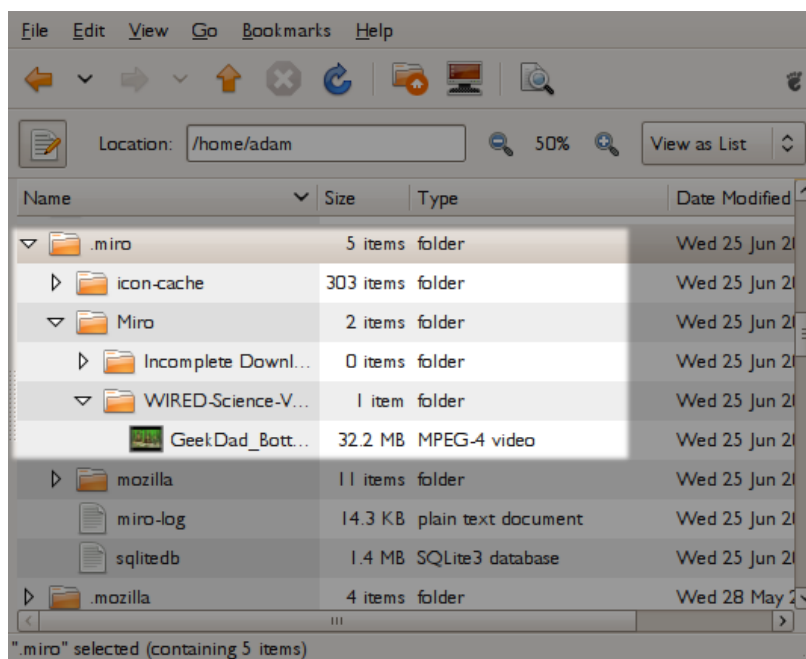


When this is selected you will then see all these files and folders starting with a '.'

There will be a lot of them. So scroll down until you find the '.miro' folder :



You can then click on the arrow next to the folder and see the contents :



All video files are stored under the name of the respective channels.



# License

All chapters copyright of the authors (see below). Unless otherwise stated all chapters in this manual licensed with **GNU General Public License version 2**

This documentation is free documentation; you can redistribute it and/or modify it under the terms of the GNU General Public License as published by the Free Software Foundation; either version 2 of the License, or (at your option) any later version.

This documentation is distributed in the hope that it will be useful, but **WITHOUT ANY WARRANTY**; without even the implied warranty of **MERCHANTABILITY** or **FITNESS FOR A PARTICULAR PURPOSE**. See the GNU General Public License for more details.

You should have received a copy of the GNU General Public License along with this documentation; if not, write to the Free Software Foundation, Inc., 51 Franklin Street, Fifth Floor, Boston, MA 02110-1301, USA.

# Authors

## *AUTOMATIC DOWNLOADS*

© adam hyde 2008

---

## *CREDITS*

© adam hyde 2006, 2007, 2008

Modifications:

mick fuzz 2007

---

## *FINDING FILES*

© adam hyde 2008

Modifications:

Andrew Lowenthal 2008

---

## *INTRODUCTION*

© adam hyde 2006, 2007, 2008

Modifications:

Andrew Lowenthal 2008

mick fuzz 2007

---

## *KEEPING FILES*

© mick fuzz 2007

Modifications:

adam hyde 2008

---

## *WINDOWS*

© mick fuzz 2007

Modifications:

adam hyde 2008

Andrew Lowenthal 2008

---

## *PLAY FULLSCREEN*

© adam hyde 2008

---

## *PLAYING VIDEO*

© mick fuzz 2007

Modifications:

adam hyde 2008

---

## *ADD A PODCAST*

© mick fuzz 2007

Modifications:

adam hyde 2008

Andrew Lowenthal 2008

---



Free manuals for free software



# General Public License

Version 2, June 1991

Copyright (C) 1989, 1991 Free Software Foundation, Inc.  
51 Franklin Street, Fifth Floor, Boston, MA 02110-1301, USA

Everyone is permitted to copy and distribute verbatim copies of this license document, but changing it is not allowed.

## Preamble

The licenses for most software are designed to take away your freedom to share and change it. By contrast, the GNU General Public License is intended to guarantee your freedom to share and change free software--to make sure the software is free for all its users. This General Public License applies to most of the Free Software Foundation's software and to any other program whose authors commit to using it. (Some other Free Software Foundation software is covered by the GNU Lesser General Public License instead.) You can apply it to your programs, too.

When we speak of free software, we are referring to freedom, not price. Our General Public Licenses are designed to make sure that you have the freedom to distribute copies of free software (and charge for this service if you wish), that you receive source code or can get it if you want it, that you can change the software or use pieces of it in new free programs; and that you know you can do these things.

To protect your rights, we need to make restrictions that forbid anyone to deny you these rights or to ask you to surrender the rights. These restrictions translate to certain responsibilities for you if you distribute copies of the software, or if you modify it.

For example, if you distribute copies of such a program, whether gratis or for a fee, you must give the recipients all the rights that you have. You must make sure that they, too, receive or can get the source code. And you must show them these terms so they know their rights.

We protect your rights with two steps: (1) copyright the software, and (2) offer you this license which gives you legal permission to copy, distribute and/or modify the software.

Also, for each author's protection and ours, we want to make certain that everyone understands that there is no warranty for this free software. If the software is modified by someone else and passed on, we want its recipients to know that what they have is not the original, so that any problems introduced by others will not reflect on the original authors' reputations.

Finally, any free program is threatened constantly by software patents. We wish to avoid the danger that redistributors of a free program will individually obtain patent licenses, in effect making the program proprietary. To prevent this, we have made it clear that any patent must be licensed for everyone's free use or not licensed at all.

The precise terms and conditions for copying, distribution and modification follow.

## TERMS AND CONDITIONS FOR COPYING, DISTRIBUTION AND MODIFICATION

**0.** This License applies to any program or other work which contains a notice placed by the copyright holder saying it may be distributed under the terms of this General Public License. The "Program", below, refers to any such program or work, and a "work based on the Program" means either the Program or any derivative work under copyright law: that is to say, a work containing the Program or a portion of it, either verbatim or with modifications and/or translated into another language. (Hereinafter, translation is included without

limitation in the term "modification".) Each licensee is addressed as "you".

Activities other than copying, distribution and modification are not covered by this License; they are outside its scope. The act of running the Program is not restricted, and the output from the Program is covered only if its contents constitute a work based on the Program (independent of having been made by running the Program). Whether that is true depends on what the Program does.

**1.** You may copy and distribute verbatim copies of the Program's source code as you receive it, in any medium, provided that you conspicuously and appropriately publish on each copy an appropriate copyright notice and disclaimer of warranty; keep intact all the notices that refer to this License and to the absence of any warranty; and give any other recipients of the Program a copy of this License along with the Program.

You may charge a fee for the physical act of transferring a copy, and you may at your option offer warranty protection in exchange for a fee.

**2.** You may modify your copy or copies of the Program or any portion of it, thus forming a work based on the Program, and copy and distribute such modifications or work under the terms of Section 1 above, provided that you also meet all of these conditions:

**a)** You must cause the modified files to carry prominent notices stating that you changed the files and the date of any change.

**b)** You must cause any work that you distribute or publish, that in whole or in part contains or is derived from the Program or any part thereof, to be licensed as a whole at no charge to all third parties under the terms of this License.

**c)** If the modified program normally reads commands interactively when run, you must cause it, when started running for such interactive use in the most ordinary way, to print or display an announcement including an appropriate copyright notice and a notice that there is no warranty (or else, saying that you provide a warranty) and that users may redistribute the program under these conditions, and telling the user how to view a copy of this License. (Exception: if the Program itself is interactive but does not normally print such an announcement, your work based on the Program is not required to print an announcement.)

These requirements apply to the modified work as a whole. If identifiable sections of that work are not derived from the Program, and can be reasonably considered independent and separate works in themselves, then this License, and its terms, do not apply to those sections when you distribute them as separate works. But when you distribute the same sections as part of a whole which is a work based on the Program, the distribution of the whole must be on the terms of this License, whose permissions for other licensees extend to the entire whole, and thus to each and every part regardless of who wrote it.

Thus, it is not the intent of this section to claim rights or contest your rights to work written entirely by you; rather, the intent is to exercise the right to control the distribution of derivative or collective works based on the Program.

In addition, mere aggregation of another work not based on the Program with the Program (or with a work based on the Program) on a volume of a storage or distribution medium does not bring the other work under the scope of this License.

**3.** You may copy and distribute the Program (or a work based on it, under Section 2) in object code or executable form under the terms of Sections 1 and 2 above provided that you also do one of the following:

- a) Accompany it with the complete corresponding machine-readable source code, which must be distributed under the terms of Sections 1 and 2 above on a medium customarily used for software interchange; or,
- b) Accompany it with a written offer, valid for at least three years, to give any third party, for a charge no more than your cost of physically performing source distribution, a complete machine-readable copy of the corresponding source code, to be distributed under the terms of Sections 1 and 2 above on a medium customarily used for software interchange; or,
- c) Accompany it with the information you received as to the offer to distribute corresponding source code. (This alternative is allowed only for noncommercial distribution and only if you received the program in object code or executable form with such an offer, in accord with Subsection b above.)

The source code for a work means the preferred form of the work for making modifications to it. For an executable work, complete source code means all the source code for all modules it contains, plus any associated interface definition files, plus the scripts used to control compilation and installation of the executable. However, as a special exception, the source code distributed need not include anything that is normally distributed (in either source or binary form) with the major components (compiler, kernel, and so on) of the operating system on which the executable runs, unless that component itself accompanies the executable.

If distribution of executable or object code is made by offering access to copy from a designated place, then offering equivalent access to copy the source code from the same place counts as distribution of the source code, even though third parties are not compelled to copy the source along with the object code.

- 4. You may not copy, modify, sublicense, or distribute the Program except as expressly provided under this License. Any attempt otherwise to copy, modify, sublicense or distribute the Program is void, and will automatically terminate your rights under this License. However, parties who have received copies, or rights, from you under this License will not have their licenses terminated so long as such parties remain in full compliance.
- 5. You are not required to accept this License, since you have not signed it. However, nothing else grants you permission to modify or distribute the Program or its derivative works. These actions are prohibited by law if you do not accept this License. Therefore, by modifying or distributing the Program (or any work based on the Program), you indicate your acceptance of this License to do so, and all its terms and conditions for copying, distributing or modifying the Program or works based on it.
- 6. Each time you redistribute the Program (or any work based on the Program), the recipient automatically receives a license from the original licensor to copy, distribute or modify the Program subject to these terms and conditions. You may not impose any further restrictions on the recipients' exercise of the rights granted herein. You are not responsible for enforcing compliance by third parties to this License.
- 7. If, as a consequence of a court judgment or allegation of patent infringement or for any other reason (not limited to patent issues), conditions are imposed on you (whether by court order, agreement or otherwise) that contradict the conditions of this License, they do not excuse you from the conditions of this License. If you cannot distribute so as to satisfy simultaneously your obligations under this License and any other pertinent obligations, then as a consequence you may not distribute the Program at all. For example, if a patent license would not permit royalty-free redistribution of the Program by all those who receive copies directly or indirectly through you, then the only way you could satisfy both it and this License would be to refrain entirely from distribution of the Program.

If any portion of this section is held invalid or unenforceable under any particular circumstance, the balance of the section is intended to apply and the section as a whole is intended to apply in other circumstances.

It is not the purpose of this section to induce you to infringe any patents or other property right claims or to contest validity of any such claims; this section has the sole purpose of protecting the integrity of the free software distribution system, which is implemented by public license practices. Many people have made generous contributions to the wide range of software distributed through that system in reliance on consistent application of that system; it is up to the author/donor to decide if he or she is willing to distribute software through any other system and a licensee cannot impose that choice.

This section is intended to make thoroughly clear what is believed to be a consequence of the rest of this License.

**8.** If the distribution and/or use of the Program is restricted in certain countries either by patents or by copyrighted interfaces, the original copyright holder who places the Program under this License may add an explicit geographical distribution limitation excluding those countries, so that distribution is permitted only in or among countries not thus excluded. In such case, this License incorporates the limitation as if written in the body of this License.

**9.** The Free Software Foundation may publish revised and/or new versions of the General Public License from time to time. Such new versions will be similar in spirit to the present version, but may differ in detail to address new problems or concerns.

Each version is given a distinguishing version number. If the Program specifies a version number of this License which applies to it and "any later version", you have the option of following the terms and conditions either of that version or of any later version published by the Free Software Foundation. If the Program does not specify a version number of this License, you may choose any version ever published by the Free Software Foundation.

**10.** If you wish to incorporate parts of the Program into other free programs whose distribution conditions are different, write to the author to ask for permission. For software which is copyrighted by the Free Software Foundation, write to the Free Software Foundation; we sometimes make exceptions for this. Our decision will be guided by the two goals of preserving the free status of all derivatives of our free software and of promoting the sharing and reuse of software generally.

## **NO WARRANTY**

**11.** BECAUSE THE PROGRAM IS LICENSED FREE OF CHARGE, THERE IS NO WARRANTY FOR THE PROGRAM, TO THE EXTENT PERMITTED BY APPLICABLE LAW. EXCEPT WHEN OTHERWISE STATED IN WRITING THE COPYRIGHT HOLDERS AND/OR OTHER PARTIES PROVIDE THE PROGRAM "AS IS" WITHOUT WARRANTY OF ANY KIND, EITHER EXPRESSED OR IMPLIED, INCLUDING, BUT NOT LIMITED TO, THE IMPLIED WARRANTIES OF MERCHANTABILITY AND FITNESS FOR A PARTICULAR PURPOSE. THE ENTIRE RISK AS TO THE QUALITY AND PERFORMANCE OF THE PROGRAM IS WITH YOU. SHOULD THE PROGRAM PROVE DEFECTIVE, YOU ASSUME THE COST OF ALL NECESSARY SERVICING, REPAIR OR CORRECTION.

**12.** IN NO EVENT UNLESS REQUIRED BY APPLICABLE LAW OR AGREED TO IN WRITING WILL ANY COPYRIGHT HOLDER, OR ANY OTHER PARTY WHO MAY MODIFY AND/OR REDISTRIBUTE THE PROGRAM AS PERMITTED ABOVE, BE LIABLE TO YOU FOR DAMAGES, INCLUDING ANY GENERAL, SPECIAL, INCIDENTAL OR CONSEQUENTIAL DAMAGES ARISING OUT OF THE USE OR INABILITY TO USE THE PROGRAM (INCLUDING BUT NOT LIMITED TO LOSS OF DATA OR DATA BEING RENDERED INACCURATE OR LOSSES SUSTAINED BY YOU OR THIRD PARTIES OR A FAILURE OF THE PROGRAM TO OPERATE WITH ANY OTHER PROGRAMS), EVEN IF SUCH HOLDER OR OTHER PARTY HAS BEEN ADVISED OF THE POSSIBILITY OF SUCH DAMAGES.

**END OF TERMS AND CONDITIONS**